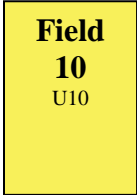

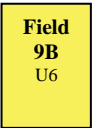
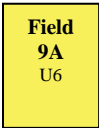


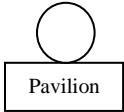


Hallowing Point Park Spring Soccer Field Layout



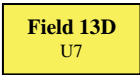
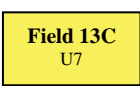
270' x 170'



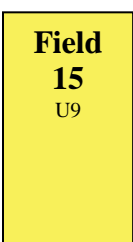

200' x 100'



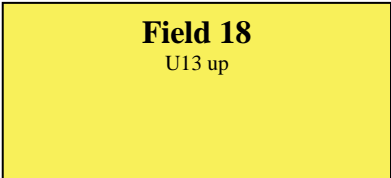
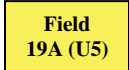

360' x 270'



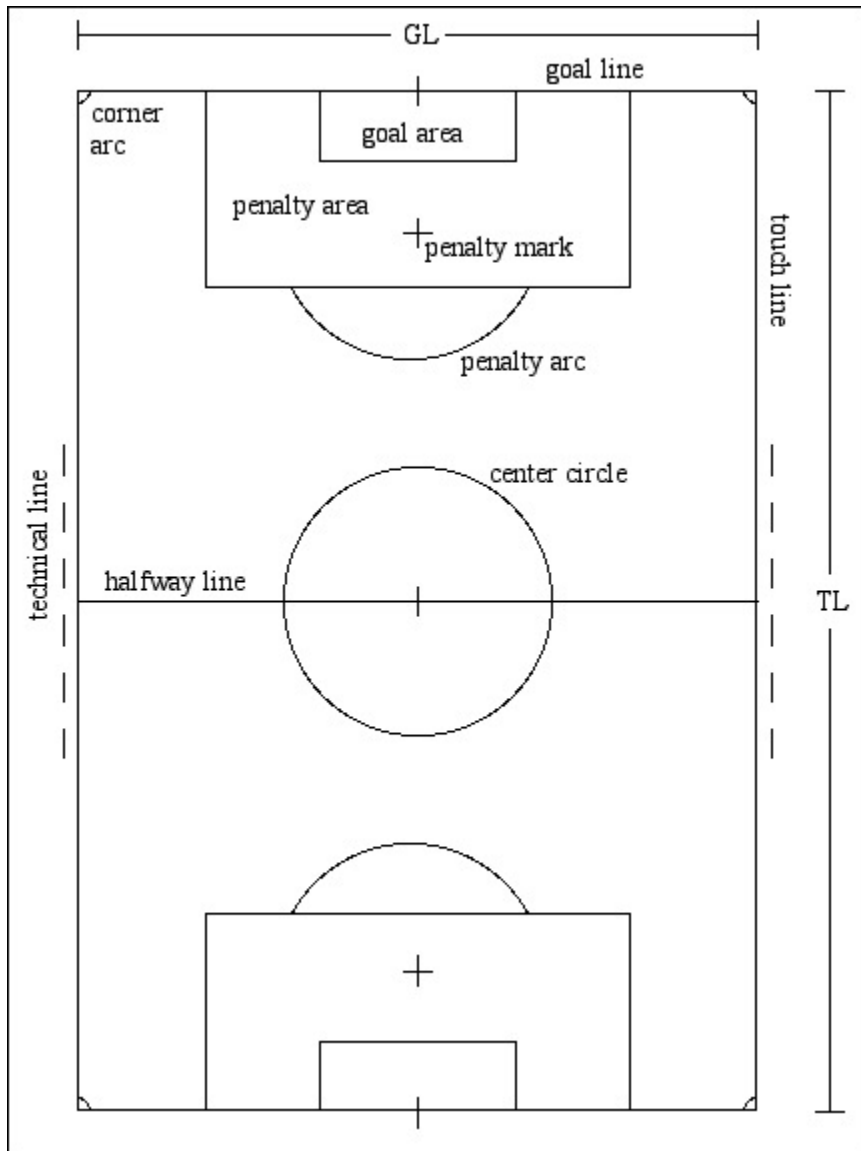
365' x 180'



290' x 215'

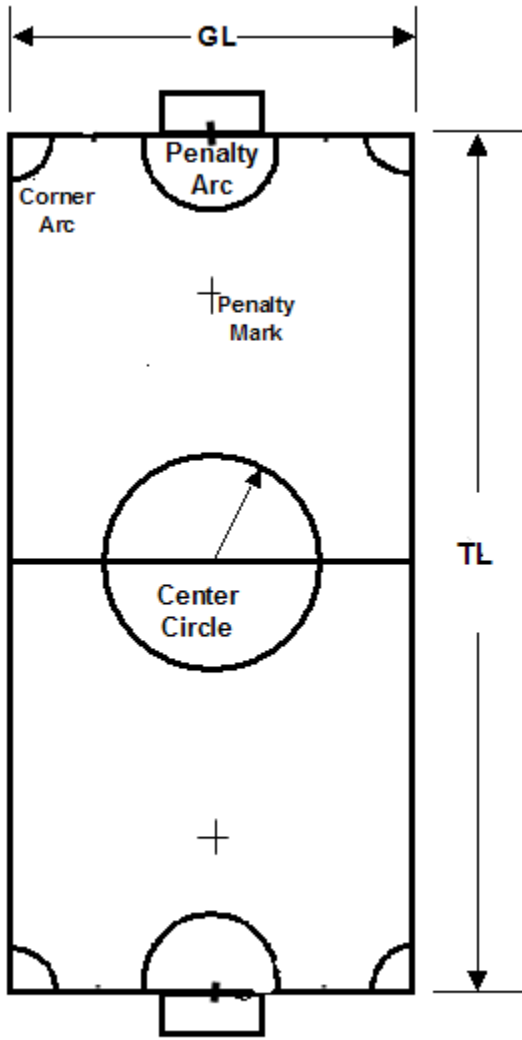


Medium and Full Size Fields



Field	13A, 13B	10,14,15	7,8	11,12,16,18
Touch Line (TL)	150'	210'	240'	360'
Goal Line (GL)	105'	126'	165'	195'
Circle and Penalty Arc Radius	16'	20'	24'	30'
Goal Width	12'	19'	19'	24'
Goal Height	6'6"	6'6"	6'6"	8'
Corner Arc	3'	3'	3'	3'
Penalty Area (width=goal+2xDepth)	76'x32'	91'x36'	103'x42'	132'x54'
Goal Area (width=goal+2xDepth)	36'x12'	43'x12'	55'x18'	60'x18'
Penalty Spot from mid-goal	22'	24'	30'	36'

Small Size Fields



Field	9A, 9B, 19A, 19B	13C, 13D
Touch Line (TL)	90'	105'
Goal Line (GL)	60'	75'
Penalty Arc Radius	6'	6'
Circle Radius	10'	10'
Goal Width	6'	6'
Goal Height	4'	4'
Corner Arc	2'	2'
Penalty Spot from mid-goal	~15'	~20'